

**LINE:** TABLE TOP MEAT BAND SAW

**MODEL:** ST-200-PE

**PICTURE:**



Three wheeled stand (optional)

USE	CAPACITIES AND DIMENSIONS	
<ul style="list-style-type: none"> <li>* Restaurants</li> <li>* Butcher shops</li> <li>* Hotels</li> <li>* etc.</li> </ul>	Saw blade	200 cm/79" IN
	Blade speed	13 m/sec / 42.6 ft/sec
	Throat width	23.5 cm/9.25" IN
	Throat height	24.7 cm/9.75" IN

### BENEFITS

- \* Ideal for reduced spaces
- \* Compact but powerful (1 1/2 HP)
- \* Minimum maintenance
- \* Built to last

This is a non hose down washable equipment. For hose down washable equipment see ST-200-AI and ST-295-AI


**LINE:**


**TABLE TOP MEAT BAND SAW**

**MODEL:**

**ST-200-PE**

**BENEFITS**

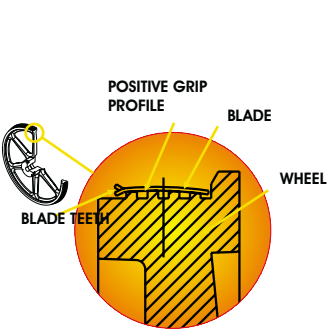
 **LONG LIFE WITH MINIMUM MAINTENANCE**  
The ST-200 PE Model guarantee years of continuous operation because its solid construction carbon steel covered with a lead free epoxy finish, which is very resistant to corrosion

 **HYGIENIC**  
Food contact zones (fixed table and sliding table) are made of stainless steel and are easily removable without the need of tools for cleaning and sanitizing.

**SPECIFICATIONS**

Saw blade	200 cm/79" IN
Blade speed	13 m/sec / 42.6 ft/sec
Throat height	23.5 cm/9.25" IN
Throat width	24.7 cm/9.75" IN
Thermomagnetic switches	Yes
Waste tray	Yes
Movable blade guard	Yes
Sealed off bearings	Yes
*Motor	1.5 HP (1.119 Kw)
Net weight	100 kg/220 lb
Shipping weight	126 kg/278 lb

\*Motor available 110 V/ 60 Hz and/or 220 V/ 60 Hz optional




**PRECISION BALANCED CAST IRON SAW WHEELS**

The balanced wheels provide a vibration free operation, and a positive grip profile on the border of the wheels assures a steady blade drive for a perfect cut, while protecting the blade teeth.

**THERMOMAGNETIC SWITCHES**

Protect the motor against overloads and are easily activated.




**REMOVABLE WHEEL AND BLADE CLEANERS SYSTEM**

To keep wheel and blade, grease and waste-free



**EASILY DISASSEMBLE**

Main components are easily disassembled (Without tools) for cleaning and sanitizing, saw blade can be replaced without the need to disassemble any component.



**CONSISTENCY IN CUTS**

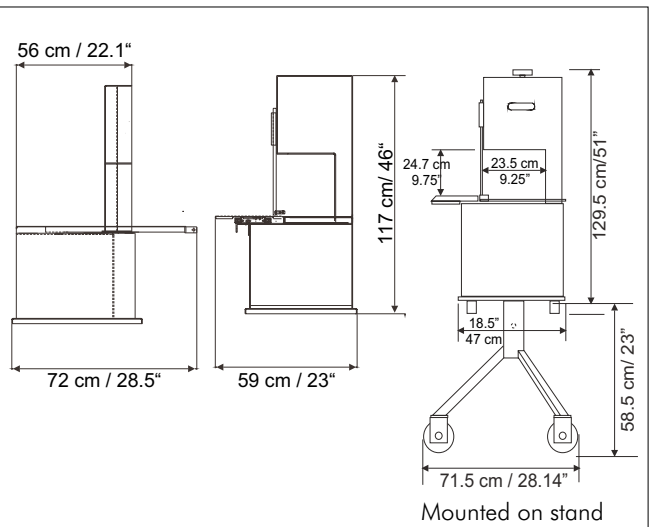
Scaled thickness gauge that slides easily to adjust for thick or thin cuts, helping to get more consistency in cuts.



**TENSIONING SYSTEM EASILY ADJUSTABLE**

Assures a proper blade tension for a clean cut and a long lasting blade life. It has a red mark in the upper wheel to indicate right blade tension.

**DIMENSIONS**



DISTRIBUTED BY

